


Arms Trade Treaty: Status of the ATT Sponsorship Programme

**Dumisani DLADLA, Head of the ATT Secretariat
25 August 2022**

Donors to the Sponsorship Programme



Status of sponsorship funding

Funds received

CONTRIBUTIONS TO ATT SPONSORSHIP PROGRAMME			
1	Australia	USD	35,596.19
2	Canada	USD	65,000.00
3	Germany	USD	349,484.85
4	Ireland	USD	28,442.00
5	Netherlands	USD	170,455.00
6	Portugal	USD	34,928.34
7	Republic of Korea	USD	110,000.00
8	Sweden	USD	39,145.66
9	Switzerland	USD	233,502.46
Total Contributions		USD	1,066,554.50

Status of sponsorship funding

Financial Position

SPONSORSHIP PROGRAMME FINANCIAL POSITION		
INCOME		
Total Income	USD	1,066,554.50
EXPENDITURE		
Total Expenditure CSP5 Cycle (2019)	USD	200'786.00
Total Expenditure CSP6 Cycle (2020)	USD	73,884.00
Total Expenditure CSP7 Cycle (2021)*	USD	11,846.00
Estimated Expenditure CSP8 Cycle (2022)	USD	261,894.90
Total Expenditure	USD	548,410.90
NET SURPLUS (Available Funds)	USD	518,143.60

*Administrative costs

Overview of sponsored delegates

CSP5 to CSP8

OVERVIEW OF SPONSORED DELEGATES	
CSP5 Cycle (2019)	58 delegates
CSP6 Cycle (2020)	23 delegates
CSP7 Cycle (2021)	No sponsorship – Covid 19
CSP8 Cycle (2022)	70 delegates

Sponsorship in CSP8 cycle

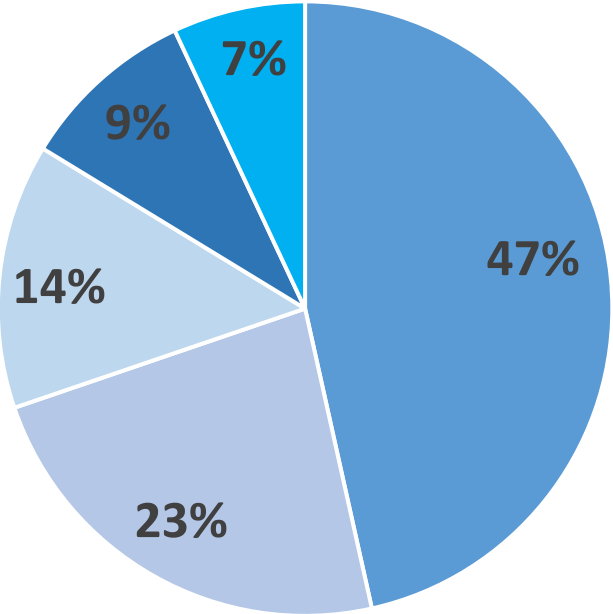
Expenditure

CSP8 CYCLE EXPENDITURE		
TOTAL COST OF SPONSORING ALL DELEGATES		
1st series of meetings	USD	59,785.20
2nd series of meetings	USD	71,109.70
CSP8 (estimated cost)	USD	131,000
Total estimated cost	USD	261,894.90
AVERAGE COST OF SPONSORING PER DELEGATE		
1st series of meetings	USD	3,736.57
2nd series of meetings	USD	3,742.61
CSP8 (average of estimated cost)	USD	3,742.85

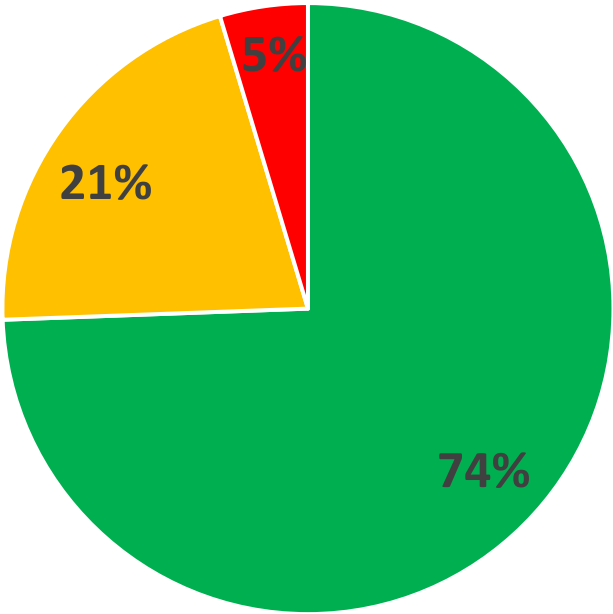
Sponsorship in CSP8 cycle

Overview of sponsored delegates

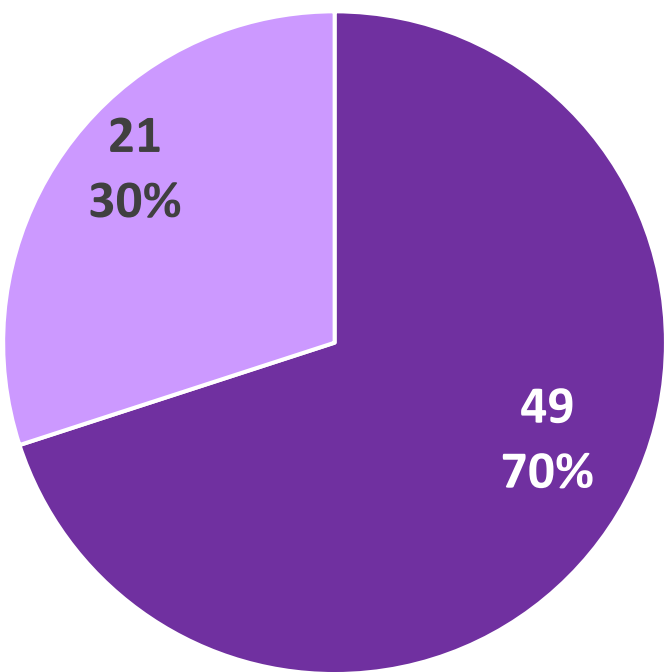
By region



By ATT status



By gender



Africa Americas Asia Europe Oceania State Party Signatory Not yet joined

M F